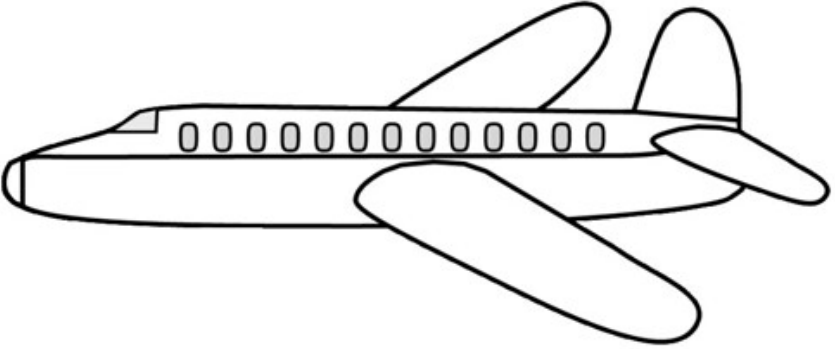


PASSPORT




TO SUCCESS



You are a Scholar & College Bound

Know the Rules



- ✓ Be **R**espectful
- ✓ Be **O**rganized
- ✓ Be **A** kind person.
- ✓ Be **R**esponsible
- ✓ Be **S**afe

Libby Booth School

R.O.A.R.S.

with Positive Behavior!

RULES

TO AND FROM CLASSROOMS/SPECIALS BE A “LEADER” NOT A “FOLLOWER.”

Be Respectful

- * Voices off - Level 0
- * Walk with hands to self and use feet for walking
- * Be respectful of school property, displays, and other people

Be Organized

- * Walk in Straight lines
- * Classes pass on right side of hall only
- * Students will be escorted as a class by the teacher

Be A Kind person.

- * Help each other with following directions
- * Listen to each other and respect each other's space

Be Responsible

- * Walking in the right place
- * Respectful of all classes that you pass
- * Observant of surroundings
- * Hoods and hats must be off until you are outside

Be Safe

- * Use walking feet
- * Students must have a hall pass

CAFETERIA

Be Respectful

- * Conversation voices - Level 1
- * Use manners: Respect each other's space
- * Follow duty teacher's directions
- * Listen with silent voices to the adult on duty whenever they are talking

Be Organized

- * Walk in a straight line when entering and exiting the cafeteria
- * Students enter the lunchroom as a class escorted by their teacher at their assigned lunch time
- * Practice good health habits

Be A kind person.

- * Pick up trash and throw it away
- * Help others open packages/containers
- * If you need help, raise your hand, and wait for the teacher

Be Responsible

- * Positive table manners
- * Have appropriate table conversations

Be Safe

- * Eat your own lunch
- * Keep hands and feet to yourself
- * Raise your hand to use the bathroom



RECESS

Be Respectful

- * Use manners & be a problem solver
 - * Follow adults' instructions
 - * Use appropriate language
 - * Take turns on equipment

Be Organized

- * Use equipment appropriately
- * Walk to get in designated lines when the bell rings
 - * Line-up quietly when coming in from recess
 - * Straight lines when entering building
- * Must have clip to enter building if going to the bathroom/drink

Be A kind person.

- * Include everyone in games
- * Address other students and teachers by their name, ask if you don't know what it is

Be Responsible

- * Use nice words if you are upset (It made me upset when...)
 - * Work out disagreements with each other
 - * Follow playground rules
- * Students are responsible for personal and school equipment

Be Safe

- * Respect each other's space
- * Keep hands, feet, and objects to yourself
 - * Use equipment the proper way
- * Keep hands, feet, and personal items to yourself
 - * Freeze the minute you hear the whistle
- * Walk to your classroom/lunch line when you hear the whistle



ARRIVAL & DISMISSAL

Be Respectful

- * Get in your designated line when the bell rings
 - * Exit to the nearest door in a single-file line
 - * Voices off - Level 0
- * Walk with hands to self and use feet for walking

Be Organized

- * Be on time; 8:55am
- * Have all necessary school and homework materials
- * Students exit at 3:30, with walking feet, using wing doors

Be A kind person.

- * Help each other when necessary.
- * Use polite greetings

Be Responsible

- * A student asks politely if they do not understand something
- * Students are responsible for their own property and their own actions and choices

Be Safe

- * Go directly where you need to be before and after school
- * Exit out the nearest gates when dismissed, do not use the cafeteria to exit from
 - * Use crosswalks * Walk on the sidewalk



RESTROOMS

Be Respectful

- * Voices off - Level 0
- * Take nothing into the restroom
- * Throw garbage away in the trash can

Be Organized

- * Practice good health habits
- * Go directly where you need to be
 - * Flush, wash, and leave

Be A kind person.

- * Leave the restroom clean.
- Throw paper towels away in the trash can.

Be Responsible

- * Use the restroom, wash your hands, and go right back to class.

Be Safe

- * Report any problems to an adult
- * Practice good health habits: Flush and wash your hands.



BUSES

Be Respectful

- * Conversation voices - Level 1
 - * Follow driver's directions
- * Respect each other's space
- * Use appropriate language

Be Organized

- * Be at your bus stop on time
- * Follow driver's directions
- * Respect other drivers on the road
- * Report problems to an adult

Be A kind person.

- * Help other students find their seats quickly
- * Use friendly words

Be Responsible

- * Know where your bus stop is & what time you need to be there.
- * Be ready to get on the bus when it is time.

Be Safe

- * Keep hands, feet, and objects to self and out of the aisle
 - * Sit facing forward
- * Always keep hands inside the bus
- Always stay in your seat.



Libby Booth Elementary School Attendance Policy & Support

We believe that making the commitment to show up to school is the most important contribution to student success at Libby Booth. Students who come to school on time every day and are ready to learn are more likely to be at grade level in both reading and math, build social and emotional learning skills, and stay on track for career and college opportunities in their future. It is never too early to start building good habits that prepare your child for success here at Libby Booth and ultimately through high school graduation.

Because attendance is so important, Chronic Absenteeism started being reported in 2017-2018 due to a Federal Mandate. Students who miss 10% or more of enrolled school days are considered Chronically Absent according to federal guidelines. Any absence where a student will miss at least 50% or more of instructional minutes that day, is considered to be UNEXCUSED under the Washoe County School District attendance policy and will count towards chronic absenteeism.

All absences, regardless of the reason, other than those for which documentation is provided by a medical, mental, or behavioral health professional, are UNEXCUSED. Absences for which documentation is provided are EXEMPT from consideration when calculating chronic absenteeism.

Communication with the attendance office and with your student's teacher is key to student success when it comes to attendance and academics. Students are required to make up any missed assignments and have one day for every absence to make up work. Any work not completed and turned in will not receive any credit, which can negatively impact a student's overall grades.

Reporting an Absence:

Parents are expected to notify the school as soon as possible anytime your student will be tardy or absent. The Attendance

Office is unable to record reasons for absences older than three days without a doctor's note.

Parent/guardian can call the Libby Booth main office at (775)333-5140

Parent/guardian can call the Attendance line and leave a message. Voicemail is available 24 hours a day, 7 days a week. When leaving a message, speak clearly and include the following:

1. Student's full name
2. Teacher/Grade
3. Date of Absence
4. Length of absence
5. Reason for Absence

Parent/guardian can report their student's absence using the Infinite Campus Parent Portal.

Libby Booth Attendance Interventions:

5-9 Absences: Attendance letter #1, documentation in Infinite Campus, school contact made to family, informal attendance monitor with teacher.

10-14 Absences: Attendance letter #2, documentation in Infinite Campus, school contact made to family from school counselor, informal attendance monitor with counselor, check in/out with student, meeting with family.

15-19 Absences: Attendance letter #3, documentation in Infinite Campus, school contact made to family from school administration, check in/out with student, request made to WCSD Attendance Officer for a 20-Day Attendance Monitor and home visit.

20+ Absences: Referral to WCSD Attendance Officer for a SARB (Student Attendance Review Board) Hearing and/or CPS (Child Protective Services).

Whole Body LISTENING



EYES

Looking at person talking



FEET

Quiet on the floor



EARS

Both ears ready to hear



BODY

Facing the speaker



MOUTH

Quiet (no talking, humming or making sounds)



BRAIN

Thinking about what is being said



HANDS

Quiet in lap, pockets or by side



HEART

Caring about what the person is saying

Voice volume level

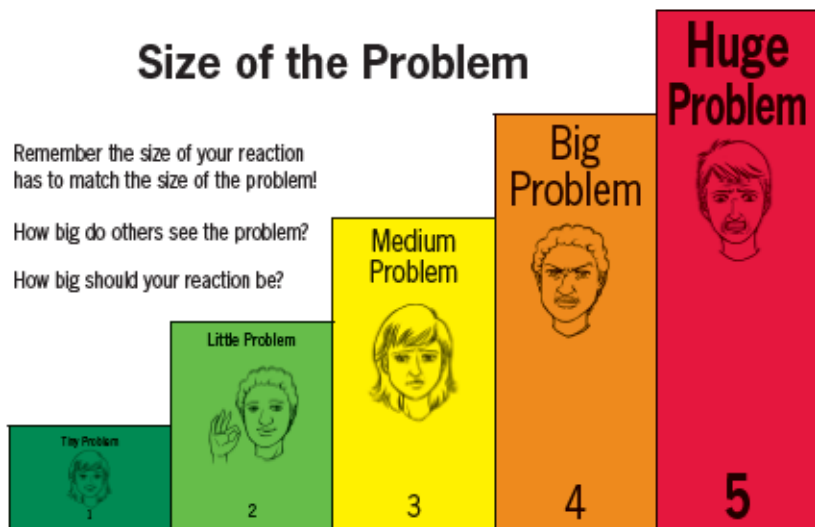
5	Yelling	
4	Outside voice talking across the room	
3	Inside public voice answering a question in class	
2	Inside private voice talking to person next to me	
1	Whisper telling a secret	
0	No Talking silence	

Size of the Problem

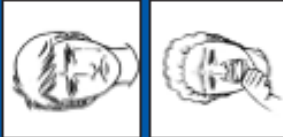



Remember the size of your reaction has to match the size of the problem!

How big do others see the problem?

How big should your reaction be?



The ZONES of Regulation®

			
<p>BLUE ZONE</p> <p>Sad Sick Tired Bored Moving Slowly</p>	<p>GREEN ZONE</p> <p>Happy Calm Feeling Okay Focused Ready to Learn</p>	<p>YELLOW ZONE</p> <p>Frustrated Worried Silly/Wiggly Excited Loss of Some Control</p>	<p>RED ZONE</p> <p>Mad/Angry Terrified Yelling/Hitting Elated Out of Control</p>

